

# TeamSnap Information

This will be the primary communication device we use at EMSA South.

Coaches and Team Managers should be especially familiar with this tool.

Parents should become familiar with this tool as well.

It is a requirement for parents and coaches to accept the invite from the zone to sign up for the app. This will ensure they receive all important communication from the zone and their team.

It is both an APP and a web based tool so it is easy to access.

# Who Will Get an Invite?

For players, the account email in the EMSA Soccer portal will receive an invite to team snap. For Head Coaches the coach email will receive the invite for to team snap. Be sure that your email is up to date in the emsa soccer portal

EMSA South will not assign any additional users to TeamSnap; it is the responsibility of the registrant to add a family member – no exceptions will be made.

# Uploading the schedule

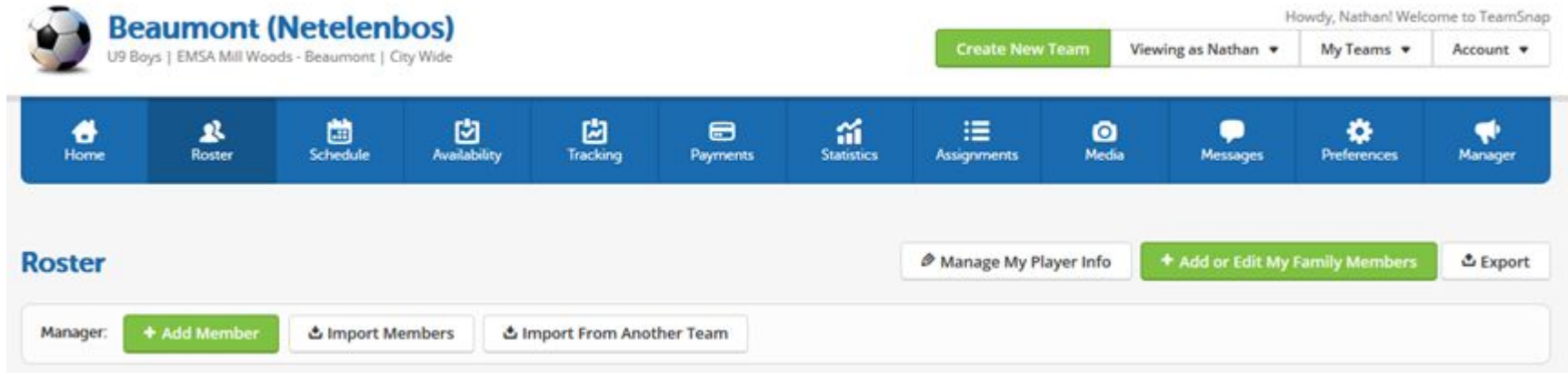
The league schedule will be posted on the EMSA South // EMSA Main website respectively as well as in the EMSA Soccer Portal.

It is up to the team official to input this information into TeamSnap for your team. Inputting the schedule into TeamSnap allows the following:

- Simple scheduling app for parent's which they can link to their own personal calendar
- Ability for coaches to track player availability
- Team chat to coordinate carpooling
- Player assignments - assign positions, assign which parent's to bring half time snacks
- Enter in the score of the game for parents and players to view
- Assign home and away team and jersey assignment where applicable
- Use TeamSnap Live to keep everyone up to date on the game real time
- Use TeamSnap live for virtual practices


# TeamSnap Web Browser

The TeamSnap web browser version provides the most comprehensive features, and it is recommended that team managers become familiar with the web version in addition to the app.



The screenshot displays the TeamSnap web browser interface for a team manager. At the top left, the team logo is a soccer ball, followed by the team name "Beaumont (Netelenbos)" and the text "U9 Boys | EMSA Mill Woods - Beaumont | City Wide". In the top right corner, a greeting reads "Howdy, Nathan! Welcome to TeamSnap". Below this, there are three buttons: "Create New Team" (green), "Viewing as Nathan" (dropdown), "My Teams" (dropdown), and "Account" (dropdown). A horizontal navigation bar contains icons for Home, Roster, Schedule, Availability, Tracking, Payments, Statistics, Assignments, Media, Messages, Preferences, and Manager. Below the navigation bar, the "Roster" section is visible, featuring three buttons: "Manage My Player Info", "Add or Edit My Family Members" (green), and "Export". At the bottom, there is a "Manager:" label followed by three buttons: "Add Member" (green), "Import Members", and "Import From Another Team".

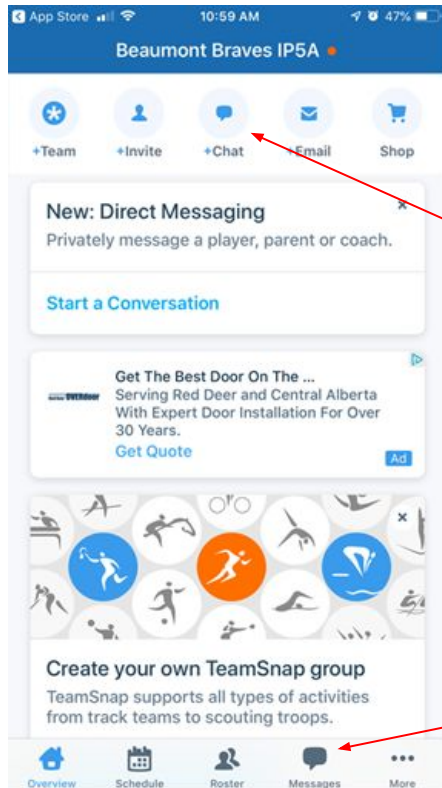
# TeamSnap App



Search for the App on your mobile device

Click on Download/Open

# TeamSnap App

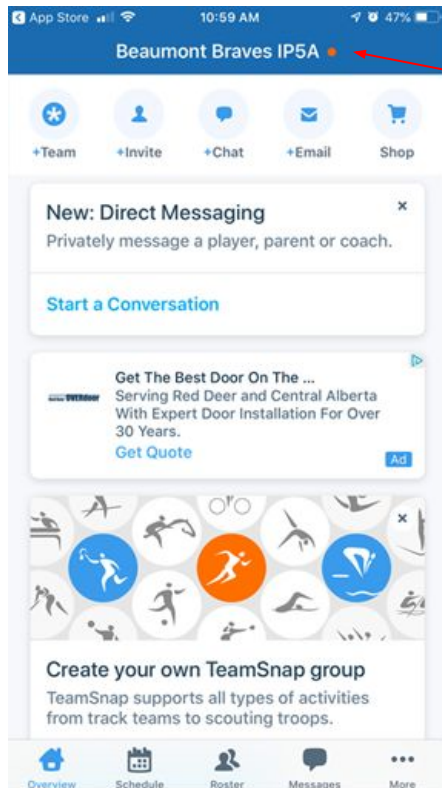


▸ Quick features:

- Add a team,
- Add a player/family member
- Chat w/ a member
- Email with a member

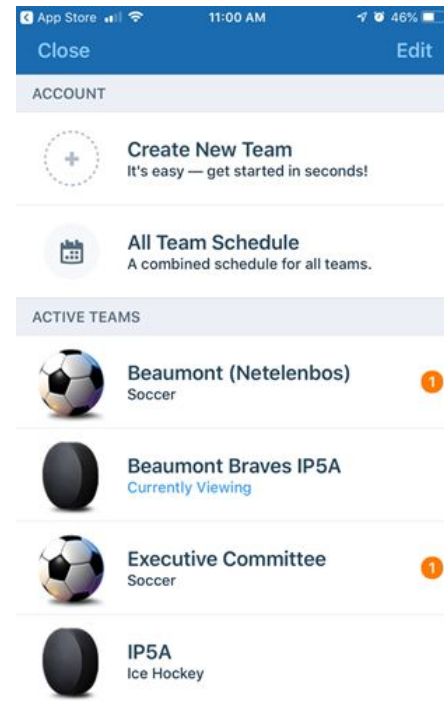
App general features at the bottom

# TeamSnap App

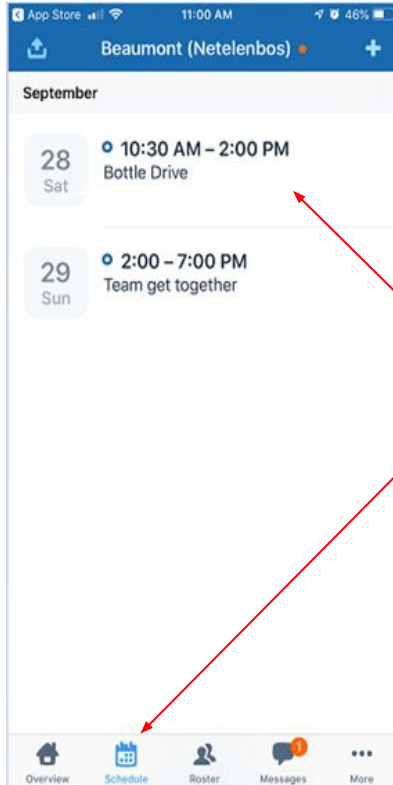


Click on the top taskbar to toggle between teams

It should come up with all of your assigned teams



# TeamSnap App

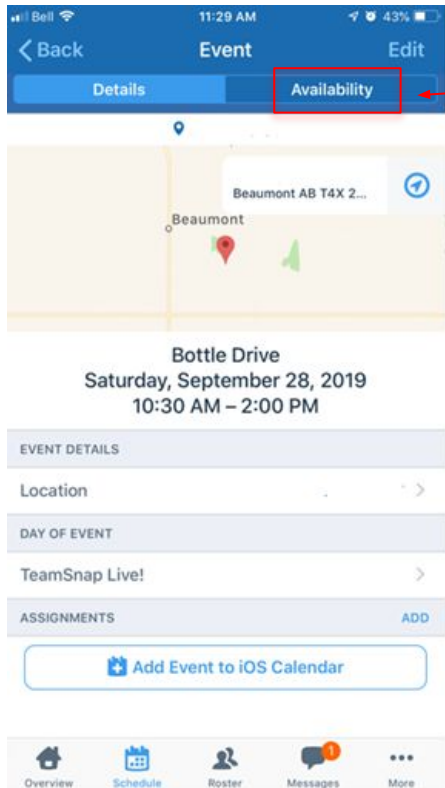


Click on schedule to see your team's practice schedule, soccer games and scheduled events

If you click on the event, it provides greater details – see next slide

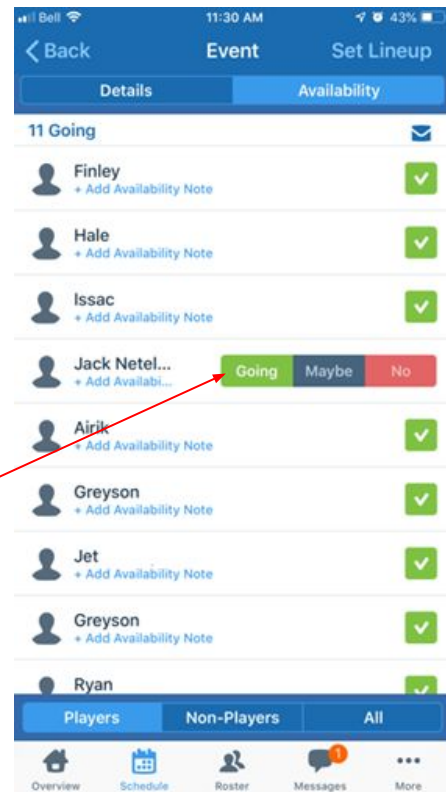


# TeamSnap App

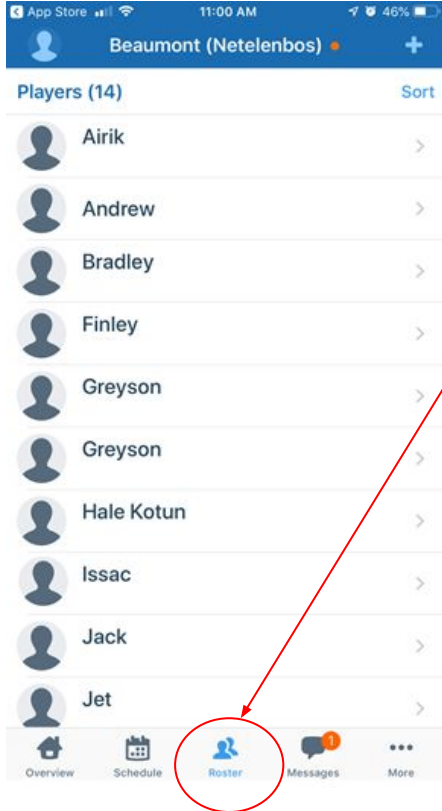


If you click on availability, you can mark your availability for the event.

Select your availability for the event

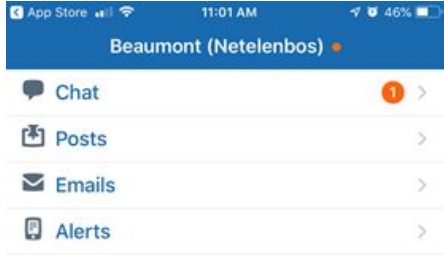


# TeamSnap App

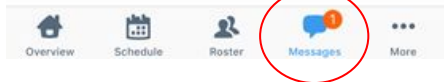


Click on roster to  
see your team  
players and team  
officials

# TeamSnap App



Click on messages to read messages or to communicate with your team



# TeamSnap Live

Record game moments

Tag plays

Share video

Strikers 2

Teresa Stevens 7m

Let's go team! 🙌

End of 1st

Nicholas Cohen 7m



Kat Bishop 1m

Nice save, Becca!

# TeamSnap Assignments

## Manage signups and tasks

ASSIGNMENTS		+
	Field prep	Travis Allen >
	Scorekeeper	Sign Up >
	Concession duty	Ruby Weber >

# TeamSnap Availability

Players indicate their ability to attend each event on the calendar

The screenshot shows a calendar interface with five event entries. Each entry includes a date and day, a time slot, an event title, and a status indicator. The status indicators are: a green checkmark for confirmed attendance, a button with 'Going', 'Maybe', and 'No' for pending status, and a question mark for unknown status.

13 Tue	4:00 – 6:00 PM Practice North Boulder Park	✓
14 Wed		Going Maybe No
17 Sat	11:00 AM Tournament vs. Bobcats Pleasant View Fields	✓
19 Mon	4:00 – 6:00 PM Practice North Boulder Park	?
21 Wed	5:30 PM vs Broomfield Badgers Highland Park	✓

# TeamSnap Helping Coaches just be Coaches

